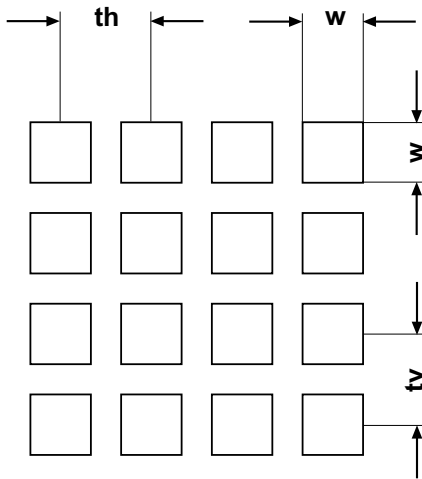



Square holes in straight lines




w = hole width
th = pitch horizontal
tv = pitch vertical

In direction of perforation it is possible to realise unperforated strips or areas, depending on the perforation pattern.


Please do not hesitate to ask for technical support in an early product development phase. It will be your advantage!




Nr. 4014 (Qg 1,1 - 1,6) mm
 hole width 1,1
 pitch horizontal 1,6
 pitch vertical 1,6
 opening 47 %




Nr. 4032 (Qg 3,0 - 4,0) mm
 hole width 3,0
 pitch horizontal 4,0
 pitch vertical 4,0
 opening 56 %




Nr. 4077 (Qg 2,0 - 3,0) mm
 hole width 2,0
 pitch horizontal 3,0
 pitch vertical 3,0
 opening 44 %




Nr. 4253 (Qg 5,0 - 6,0) mm
 hole width 5,0
 pitch horizontal 6,0
 pitch vertical 6,0
 opening 69 %



Nr. 4288 (Qg 1,5 - 2,2) mm
 hole width 1,5
 pitch horizontal 2,2
 pitch vertical 2,2
 opening 46 %



Nr. 4319 (Qg 1,2 - 1,7) mm
 hole width 1,2
 pitch horizontal 1,7
 pitch vertical 1,7
 opening 50 %



Nr. 4333 (Qg 2,0 - 2,5) mm
 hole width 2,0
 pitch horizontal 2,5
 pitch vertical 2,5
 opening 64 %